



**Lumbar Spine
Post Operative Care (Inpatient)**

Patient Information Booklet

What to expect after your surgery?

1. Pain – It is normal to experience some pain initially. Do take the prescribed pain medicine or use the patient-controlled analgesia.
2. Physiotherapy – The physiotherapist will attend to you upon doctor’s referral. You will be assisted to mobilise out of bed and do short distance walking.
3. Brace / Corset – You may be required to wear your brace / corset for _____ weeks/months. Please keep to the duration indicated by your surgeon.
4. Outpatient Physiotherapy as referred by your Surgeon / Physiotherapist
 - In 2 – 4 weeks or
 - After 6 weeks

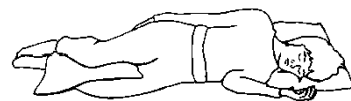
Patient Centered Goal:

I want to be able to _____ by _____

Immediate Post-Operative Care

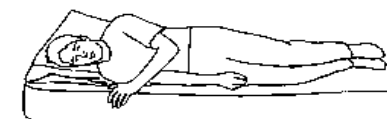
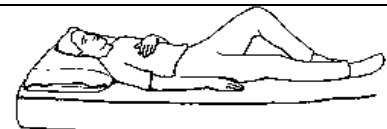
1. Resting positions:

- a) Lying on your back: Keep the bed flat/slightly inclined. Placing a pillow under your knees may make you more comfortable.
- b) Lying on your side: Place a pillow between your knees. Keep your knees bent and your back straight.



2. Turning and getting up from bed:



- a) Bend your knees.
- b) Reach your arm across your body and roll onto your side.
- c) Bring your legs over the edge of the bed and at the same time push yourself into a sitting position.




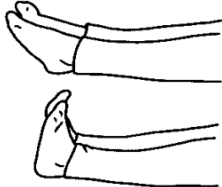

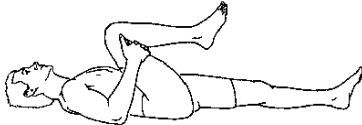
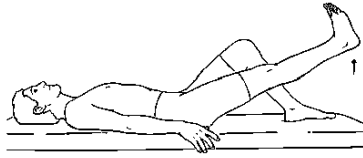
PATIENTS. AT THE HEART OF ALL WE DO.®

SingHealth Duke-NUS Academic Medical Centre

Singapore General Hospital • Changi General Hospital • Sengkang General Hospital • KK Women's and Children's Hospital
National Cancer Centre Singapore • National Dental Centre Singapore • National Heart Centre Singapore
National Neuroscience Institute • Singapore National Eye Centre • SingHealth Community Hospitals • SingHealth Polyclinics

<p>3. Getting into bed: Do the above steps in reverse order. Sit on the edge of the bed and slowly lower yourself down onto your side. Lift up your legs at the same time.</p>	
<p>4. Walking / Sitting out: Moving early, as allowed by your surgeon, reduces post-operative complications and enhances your recovery.</p>	

Exercises

<p>Deep breathing exercise Take a deep breath in through your nose and feel your lower chest expand outwards. Hold for 3 seconds and blow out slowly. Repeat 10 times every hour.</p>	
<p>Ankle pumps Point your toes up towards your face and then point downwards to the edge of bed. Repeat 10 times every hour.</p>	
<p>Alternate heel slides Gently move your leg up and down the bed. Repeat 3-5 times for each leg.</p>	
<p>Gentle knee to chest * Bring your knee to chest as tolerated. Hold 10 seconds. Repeat 3 – 5 times.</p>	
<p>Straight leg raise * Bend one knee and slowly raise the other leg about 6 – 10 inches off the bed. Repeat 5 – 10 times. You should not arch your back.</p>	

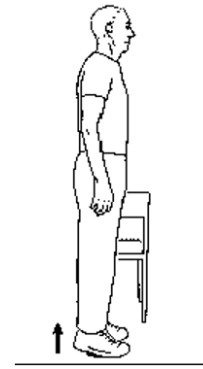
PATIENTS. AT THE HEART OF ALL WE DO.®

SingHealth Duke-NUS Academic Medical Centre

Singapore General Hospital • Changi General Hospital • Sengkang General Hospital • KK Women's and Children's Hospital
National Cancer Centre Singapore • National Dental Centre Singapore • National Heart Centre Singapore
National Neuroscience Institute • Singapore National Eye Centre • SingHealth Community Hospitals • SingHealth Polyclinics

Standing bilateral heel raises

Stand with hands supported on a stable surface. Keep your back straight and gently raise both heels. Repeat 5 – 10 times.



**It is recommended that you perform these exercises as indicated*
by your physiotherapist following his/her assessment.
These exercises should not aggravate your neck or back pain.**

PATIENTS. AT THE HEART OF ALL WE DO.®

SingHealth Duke-NUS Academic Medical Centre

Singapore General Hospital • Changi General Hospital • Sengkang General Hospital • KK Women's and Children's Hospital
National Cancer Centre Singapore • National Dental Centre Singapore • National Heart Centre Singapore
National Neuroscience Institute • Singapore National Eye Centre • SingHealth Community Hospitals • SingHealth Polyclinics

Post-operative Advice

The following instructions are general and may vary depending on your condition. Do check with your surgeon or physiotherapist should you have any questions.

Activity	General Advice
Bending, Lifting, Twisting (B. L. T)	No bending or twisting for the first 4 – 6 weeks. No carrying more than 5kg of load for the first 4 – 6 weeks. Carry items closer to body. Laundry: Avoid bending over to wash or hang clothes.
Sitting	Start with 20 minutes and gradually increase sitting time. Regular movement is recommended every 30 – 40 minutes.
Walking*	Start with a short distance and progress outdoor over the weeks. A general guide: 0 – 2 weeks: 5 – 10 minutes as tolerated, 3 – 5 times daily 3 – 4 weeks: 10 – 20 minutes as tolerated, 3 – 5 times daily
Cycling	Start with 10 minutes on a stationary bike after 2 weeks. Gradually increase the duration. Stop if there is any increase in symptoms.
Driving	0 – 2 weeks: No driving 2 – 4 weeks: Drive only for short journeys *Check with your doctor before resuming driving.
Return to work – Deskbound	Usually after 2 – 4 weeks. Avoid sitting for prolonged durations. Keep to 30 – 45 minutes of sitting. Stand and walk around from time to time.
Return to work – Physical	Usually after 8 – 12 weeks. This may vary depending on your job nature. Do check with your surgeon.
Return to Sports	Depending on the type of sports, please consult your surgeon or physiotherapist regarding the time frame.

When to be concerned?

Please inform your doctor if you experience any of the following:

- Changes in bowel and urinary continence
- Severe reduction in leg strength
- Persistent fever
- Oozing from wound

Scan for Spine Surgery -
Post-Surgery Care Video



PATIENTS. AT THE HEART OF ALL WE DO.®

SingHealth Duke-NUS Academic Medical Centre

Singapore General Hospital • Changi General Hospital • Sengkang General Hospital • KK Women's and Children's Hospital
National Cancer Centre Singapore • National Dental Centre Singapore • National Heart Centre Singapore
National Neuroscience Institute • Singapore National Eye Centre • SingHealth Community Hospitals • SingHealth Polyclinics